

# TUANKU JA'AFAR CONFERENCE & WORKSHOP 2021 GUIDELINES (PARTICIPANTS)

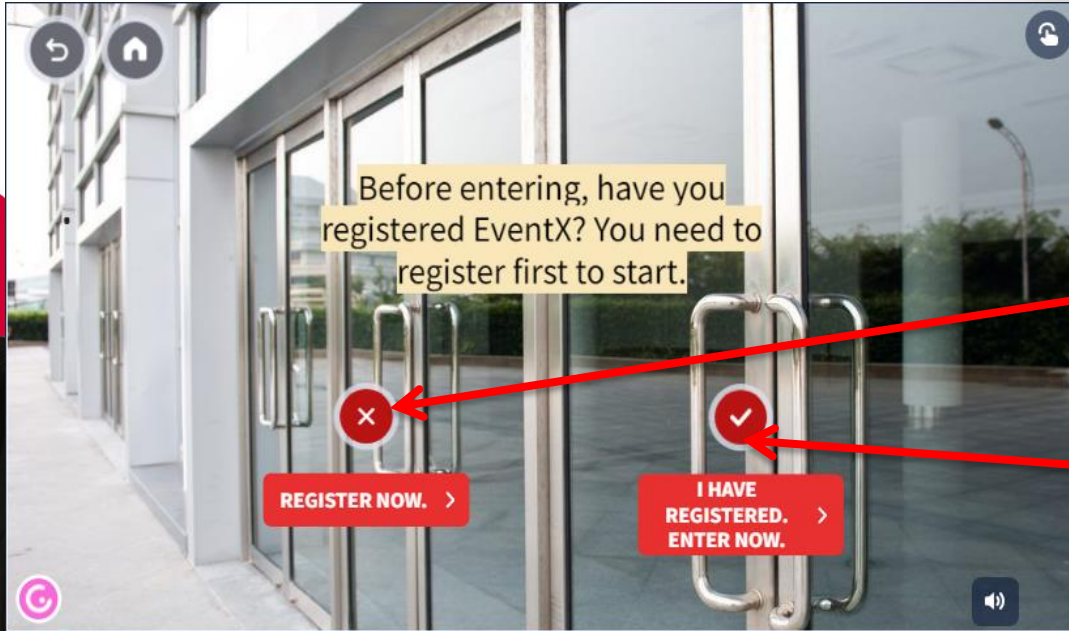


# How to Enter Tuanku Ja'afar Conference & Workshop 2021



Go to <https://bit.ly/tjc2021virtual>

When you arrived at the main page,  
click 'Enter'.



**Before entering, you need to register EventX first.**

Click 'Register Now' to register EventX.

If you have already registered, Click 'I have registered. Enter Now'.



**This is the main lobby.**

To see the full tentative & agenda, click 'Agenda'.

To join activities, click 'Join Events'.

If you have any enquiries, proceed to 'Help Desk'.

## Agenda




When you clicked 'Agenda', you will be redirected here.

By clicking on these tabs, you will see the agenda for each sessions.

To join the session, simply click 'Join'.

To download the full agenda, click 'Download the Full Tentative Here'.

## Join Events




When you clicked 'Join Events', you will be redirected here.

To proceed to main activities of this event, go to 'Auditorium'.

To visit exhibitors of this event, go to 'Exhibition Hall'.

To chat with all participants of this event, go to 'Networking Lounge'.

## Help Desk



**When you clicked 'Help Desk', you will be redirected here.**

If you have any enquiries, simply click 'Talk to Us'. You will be redirected to our Telegram support group.