


# Protect Your Interior House Paint: Essential Tips for Longevity



 (250) 813-2530

 [www.envisionpainting.ca](http://www.envisionpainting.ca)

# INTRODUCTION

Repainting your house is one of the best ways to update the look of your home and make it look warm and beautiful.

Nevertheless, the wash and gloss of the interior house paint, no matter how excellent, can deteriorate over some time. To help you retain the cleanliness, vibrancy, and longevity of the paint on the walls, here are some practical tips.



1

# CHOOSE QUALITY PAINT FOR BETTER RESULTS

The first method of protecting painting work is ensuring that we use appropriate painting equipment and paint. Contractor-grade paints are shiny, offer richer colours, are more durable, and cannot blister, rust, fade, or streak. Sourcing the best quality paint means you will only occasionally have to touch up and redo your walls, and hence, you will have beautiful walls for a long time.



2

## KEEP YOUR WALLS CLEAN

Dust and dirt can dull the **paint on the walls**. To maintain its vibrancy, clean the walls gently with a soft microfiber cloth or sponge dipped in water mixed with mild soap. Avoid harsh chemicals or rough scrubbing, as these can damage the finish and leave marks. Regular cleaning keeps your **interior house paint** looking bright and polished.



3

## PROTECT WALLS FROM MOISTURE


Rooms like kitchens and bathrooms are prone to moisture, which can cause wall paint to peel or stain. Use moisture-resistant paints and ensure good ventilation to minimize dampness and maintain the longevity of your **painting work**.



# 4

## PREVENT SCRATCHES FROM FURNITURE

Painted walls are usually scratched when persons are transporting other related furniture items. Place bumper felt pads on furniture legs and always move items gently. These measures ensure that this side of the walls does not have paint chipped off or peeled away and remains perfect.



5


## REFRESH PAINT WHEN NEEDED

If your **painted walls** lose their shine, consider a quick, professional touchup. A minor repaint can restore the colour and finish without requiring a complete redo.



# FINAL THOUGHTS

If you maintain it properly, your **interior house paint** can easily last for several years. From quality paint selection to gentle cleaning and professional touch-ups, these small steps make a big difference. For expert help, Envision Painting is here to deliver beautiful results. Contact us today to give your home a fresh, stunning look!

 (250) 813-2530

 [www.envisionpainting.ca](http://www.envisionpainting.ca)

